

PANITAN, CAPIZ - HSWG Partner Reporting

Recovery Shelter Activities (as of 06-OCT-2014)

The graphs shown below represent the sum of households who have received (HH reached) or who will receive (HH targeted or underway) recovery shelter support by HSWG partner agencies. Numbers reached are those reported to the HSWG by 6th October 2014. Household number do not represent the total needs by Barangay - for this, consult with relevant Barangay or Municipality. PLEASE NOTE - scale differs in each graph.

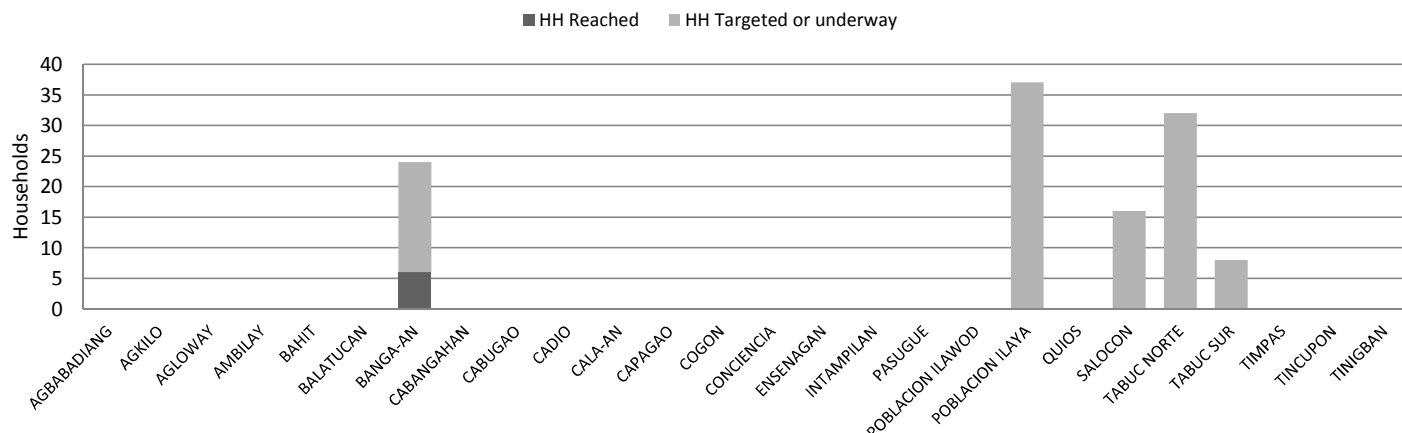
For explanation of intervention types, please see Shelter Cluster Recovery guidelines:

<https://www.sheltercluster.org/Asia/Philippines/Typhoon%20Haiyan%202013/Documents/Recovery%20Shelter%20Guidelines.pdf>

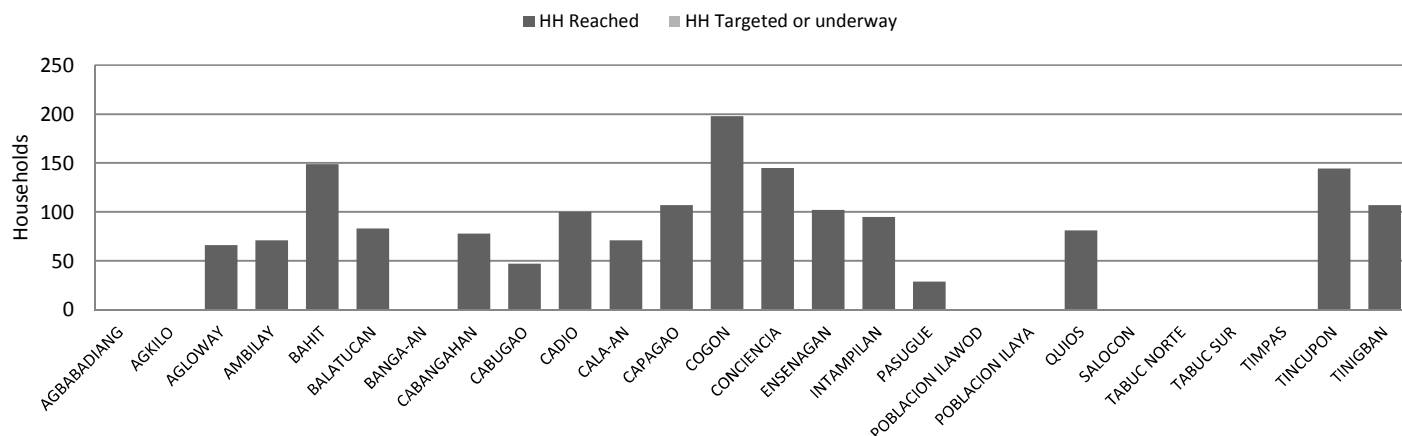
The full data set of HSWG data can be found here:

<https://www.sheltercluster.org/Asia/Philippines/Typhoon%20Haiyan%202013/Documents/20141003%20HSWG%20Database%20for%20website.xlsx>

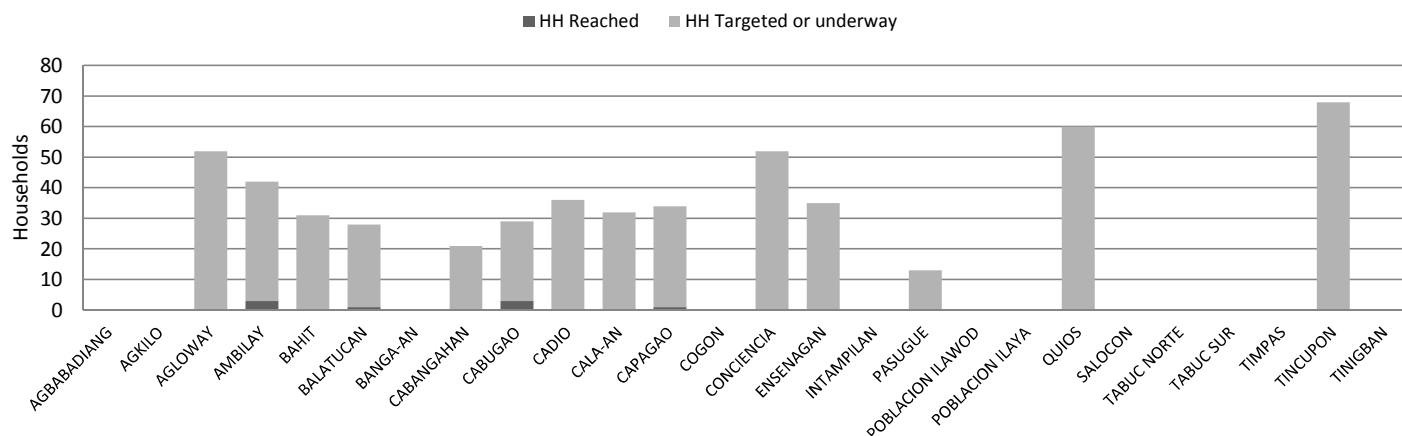
Repairs & Retrofit - Support for Self Recovery Shelter Kit



Repairs & Retrofit - Minor & Major Repairs



Core House





PANITAN - HSWG Partner reporting

Recovery Shelter activities (as of 06-OCT-2014)

Interventions By AGENCIES

The data shown below represent the sum of households who have received (HH reached) or who will receive (HH targeted or underway) recovery shelter support by HSWG partner agencies. Numbers reached are those reported to the HSWG by 6th October 2014. The full data set of HSWG data can be found [here](https://www.sheltercluster.org/Asia/Philippines/Typhoon%20Haiyan%202013/Documents/20141003%20HSWG%20Database%20for%20website.xlsb):

<https://www.sheltercluster.org/Asia/Philippines/Typhoon%20Haiyan%202013/Documents/20141003%20HSWG%20Database%20for%20website.xlsb>

Agency	Temporary Shelter		Repairs & Retrofit		Core House		Permanent House		Total HH Reached	Total HH Targeted
	HH Reached	HH Targeted	HH Reached	HH Targeted	HH Reached	HH Targeted	HH Reached	HH Targeted		
CapizNED				6		117			6	117
IOM				400		400			400	400
PRC - IFRC			1,273	1,274	8	533			1,281	1,807
Grand Total			1,679	1,791	8	533			1,687	2,324

**PANITAN - HSWG Partner reporting****Recovery Shelter activities (as of 06-OCT-2014)****Interventions By BARANGAYS**

The data shown below represent the sum of households who have received (HH reached) or who will receive (HH targeted or underway) recovery shelter support by HSWG partner agencies. Numbers reached are those reported to the HSWG by 6th October 2014. The full data set of HSWG data can be found [here](https://www.sheltercluster.org/Asia/Philippines/Typhoon%20Haiyan%202013/Documents/20141003%20HSWG%20Database%20for%20website.xlsx):

<https://www.sheltercluster.org/Asia/Philippines/Typhoon%20Haiyan%202013/Documents/20141003%20HSWG%20Database%20for%20website.xlsx>

Barangay	Temporary Shelter		Repairs & Retrofit		Core House		Permanent House		Total HH Reached	Total HH Target
	HH Reached	HH Target	HH Reached	HH Target	HH Reached	HH Target	HH Reached	HH Target		
AGBABADIANG										
AGKILO										
AGLOWAY			66	66	0	52			66	118
AMBILAY			71	71	3	42			74	113
BAHIT			149	149	0	31			149	180
BALATUCAN			83	83	1	28			84	111
BANGA-AN			6	24					6	24
CABANGAHAN			78	78	0	21			78	99
CABUGAO			47	47	3	29			50	76
CADIO			100	100	0	36			100	136
CALA-AN			71	71	0	32			71	103
CAPAGAO			107	107	1	34			108	141
COGON			198	198					198	198
CONCIENCIA			145	145	0	52			145	197
ENSENAGAN			102	102	0	35			102	137
INTAMPILAN			95	95					95	95
PASUGUE			29	29	0	13			29	42
POBLACION ILAWOD										
POBLACION ILAYA			0	37					0	37
QUIOS			81	81	0	60			81	141
SALOCON			0	16					0	16
TABUC NORTE			0	32					0	32
TABUC SUR			0	8					0	8
TIMPAS										
TINCUPON			144	145	0	68			144	213
TINIGBAN			107	107					107	107
Grand Total			1,679	1,791	8	533			1,687	2,324

**PANITAN - HSWG Partner reporting**

Recovery Shelter activities (as of 06-OCT-2014)

Interventions By BARANGAYS & AGENCIES

The data shown below represent the sum of households who have received (HH reached) or who will receive (HH targeted or underway) recovery shelter support by HSWG partner agencies. Numbers reached are those reported to the HSWG by 6th October 2014. The full data set of HSWG data can be found here:

<https://www.sheltercluster.org/Asia/Philippines/Typhoon%20Haiyan%202013/Documents/20141003%20HSWG%20Database%20for%20website.xlsx>

Barangays & Agency	Temporary Shelter		Repairs & Retrofit		Core House		Permanent House		Total HH Reached	Total HH Target
	HH Reached	HH Target	HH Reached	HH Target	HH Reached	HH Target	HH Reached	HH Target		
AGBABADIANG										
AGKILO										
AGLOWAY			66	66	0	52			66	118
PRC - IFRC			66	66	0	52			66	118
AMBILAY			71	71	3	42			74	113
PRC - IFRC			71	71	3	42			74	113
BAHIT			149	149	0	31			149	180
PRC - IFRC			149	149	0	31			149	180
BALATUCAN			83	83	1	28			84	111
PRC - IFRC			83	83	1	28			84	111
BANGA-AN			6	24					6	24
CapizNED			6	24					6	24
CABANGAHAN			78	78	0	21			78	99
PRC - IFRC			78	78	0	21			78	99
CABUGAO			47	47	3	29			50	76
PRC - IFRC			47	47	3	29			50	76
CADIO			100	100	0	36			100	136
PRC - IFRC			100	100	0	36			100	136
CALA-AN			71	71	0	32			71	103
PRC - IFRC			71	71	0	32			71	103
CAPAGAO			107	107	1	34			108	141
PRC - IFRC			107	107	1	34			108	141
COGON			198	198					198	198
IOM			198	198					198	198
CONCIENCIA			145	145	0	52			145	197
PRC - IFRC			145	145	0	52			145	197
ENSENAGAN			102	102	0	35			102	137
PRC - IFRC			102	102	0	35			102	137
INTAMPILAN			95	95					95	95
IOM			95	95					95	95
PASUGUE			29	29	0	13			29	42
PRC - IFRC			29	29	0	13			29	42
POBLACION ILAWOD										
POBLACION ILAYA			0	37					0	37
CapizNED			0	37					0	37
QUIOS			81	81	0	60			81	141
PRC - IFRC			81	81	0	60			81	141
SALOCON			0	16					0	16
CapizNED			0	16					0	16
TABUC NORTE			0	32					0	32
CapizNED			0	32					0	32
TABUC SUR			0	8					0	8
CapizNED										



PANITAN - HSWG Partner reporting

Recovery Shelter activities (as of 06-OCT-2014)

Interventions By BARANGAYS & AGENCIES

The data shown below represent the sum of households who have received (HH reached) or who will receive (HH targeted or underway) recovery shelter support by HSWG partner agencies. Numbers reached are those reported to the HSWG by 6th October 2014. The full data set of HSWG data can be found [here](https://www.sheltercluster.org/Asia/Philippines/Typhoon%20Haiyan%202013/Documents/20141003%20HSWG%20Database%20for%20website.xlsb):

<https://www.sheltercluster.org/Asia/Philippines/Typhoon%20Haiyan%202013/Documents/20141003%20HSWG%20Database%20for%20website.xlsb>

Barangays & Agency	Temporary Shelter		Repairs & Retrofit		Core House		Permanent House		Total HH Reached	Total HH Target
	HH Reached	HH Target	HH Reached	HH Target	HH Reached	HH Target	HH Reached	HH Target		
TIMPAS										
TINCUPON			144	145	0	68			144	213
PRC - IFRC			144	145	0	68			144	213
TINIGBAN			107	107					107	107
IOM			107	107					107	107
Grand Total			1,679	1,791	8	533			1,687	2,324